

MINI PARTY HATS!


Instructions

1. Color your favorite Madagascar character and add any designs to the hat.
2. Then cut it out, glue where indicated, and form into a party hat. Glue a ribbon or string on the inside of the party hat to keep it in place.
3. It's party time! Make sure you give the hat time to dry before wearing it.

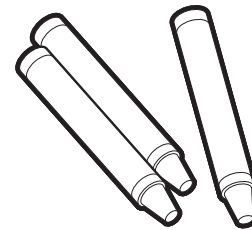
What you'll need




Glue stick




Scissors



Coloring tools




Ribbon or String




GLUE HERE






GLUE HERE






GLUE HERE






GLUE HERE





GLUE HERE





GLUE HERE

